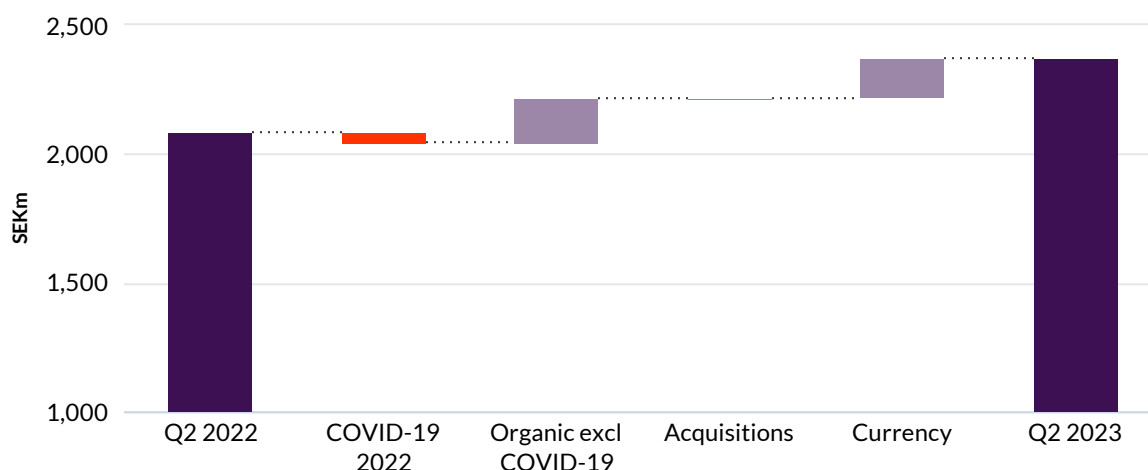


Group Performance in the quarter

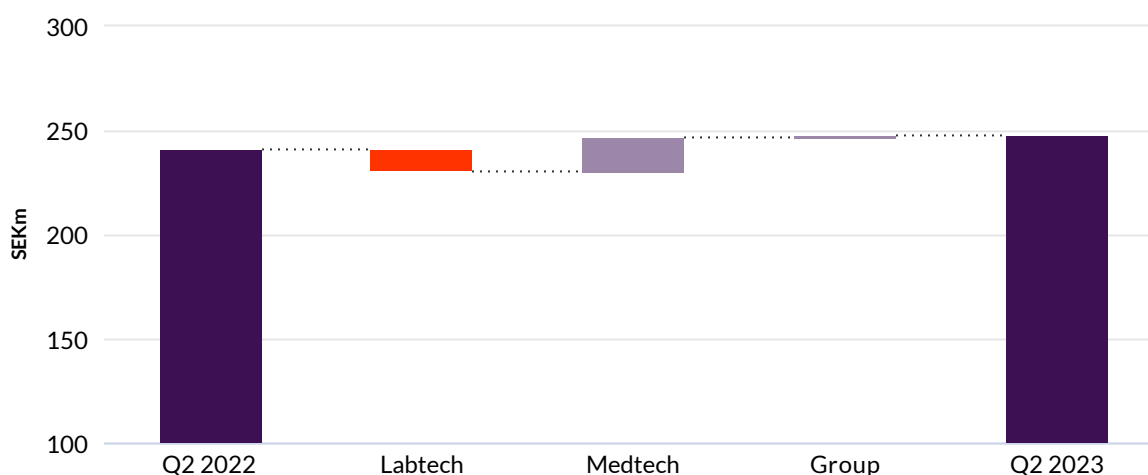
Net sales in the quarter increased by 14 percent to SEK 2,365 m (2,079). Organic growth, excluding COVID-19 amounted to 8 percent. Net sales related to COVID-19 has now ceased and is reported as SEK 0 m (36). Exchange rate changes had a positive impact of 7 percent on net sales in the quarter, corresponding to SEK 150 m.

NET SALES 3 MONTHS



Increased commercial activity and strengthened sales organisation have increased sales costs, which has driven sales growth and strengthens the growth potential going forward. EBITA increased by 3 percent to SEK 247 m (240) and EBITA-margin amounted to 10.4 percent (11.6). Exchange rate changes had a positive effect on EBITA, corresponding to SEK 17 m.

EBITA 3 MONTHS

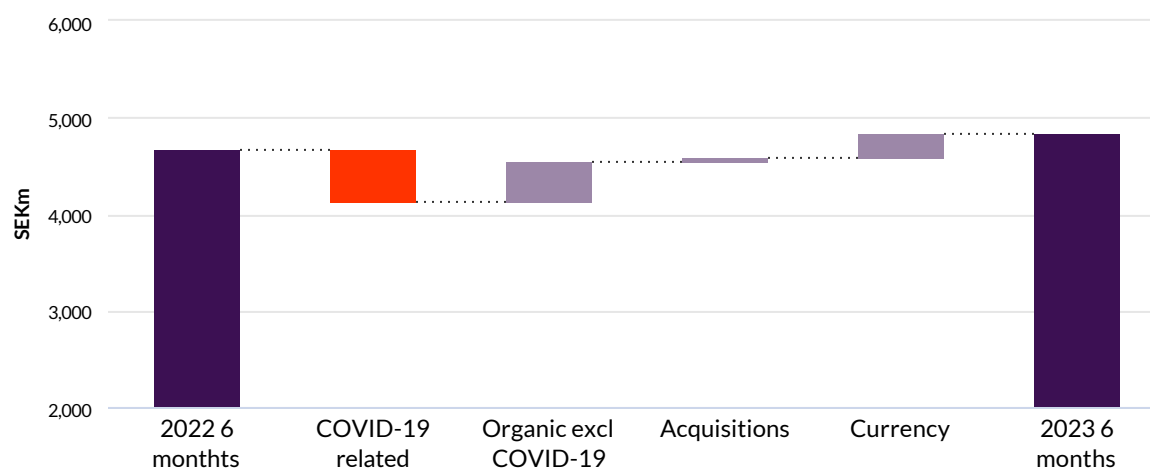


Net financial items amounted to SEK -66 m (-44) and profit after financial items amounted to SEK 70 m (94). Net financial items include interest costs related to financing of previous acquisitions and exchange rate fluctuations. Interest expenses amounted to SEK 73 m (22) and exchange rate gains to SEK 2 m (-27). Exchange rate changes are related to recalculation of loans and contingent considerations in foreign currencies. Profit after tax for the quarter decreased by 56 percent to SEK 33 m (76) and the effective tax rate was 53 percent (19). The higher effective tax rate is attributable to the effect of the general interest deduction rule, which means that deductions for a company's negative net interest income are limited to 30 percent of EBITDA and is a correction from the previous year.

Group Performance in the interim period

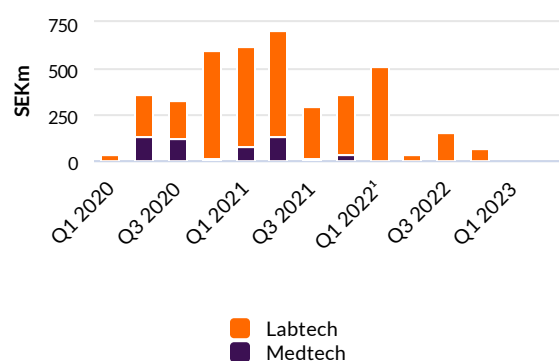
Net sales in the interim period increased by 4 percent to SEK 4,822 m (4,658). Acquired growth totalled 1 percent and organic growth, excluding COVID-19 amounted to 10 percent. Net sales related to COVID-19 has now ceased and reported as SEK 0m (546). Exchange rate changes had a positive impact on net sales of 5 percent, corresponding to SEK 254 m.

NET SALES 6 MONTHS



Increased commercial activity and strengthened sales organisation have increased sales costs. EBITA decreased by 9 percent to SEK 613 m (675) and EBITA-margin amounted to 12.7 percent (14.5). Reversal of previously allowance for contingent consideration has had a positive impact on the operating profit of SEK 83m. Exchange rate changes had a positive effect on EBITA with 4 percent, corresponding to SEK 30 m

COVID-19 RELATED SALES

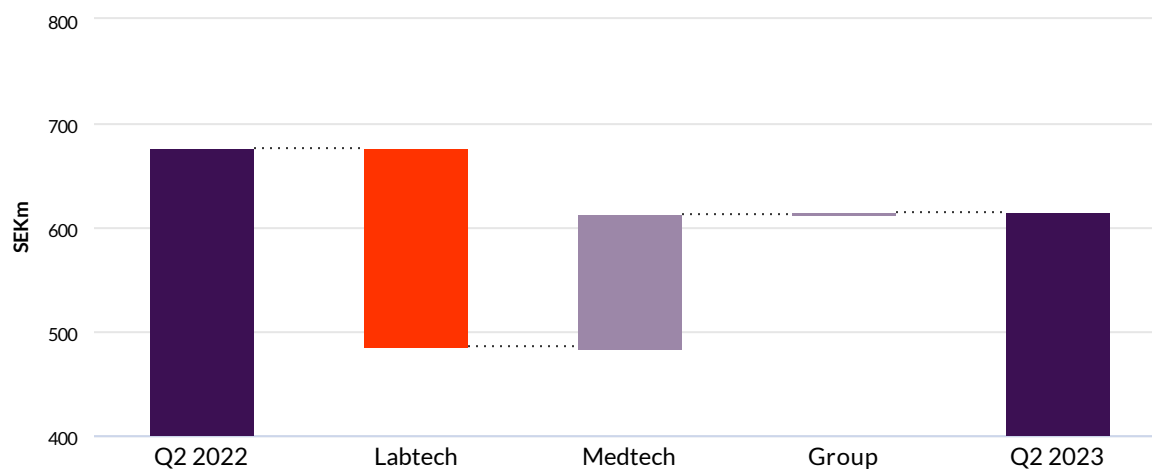


Throughout the COVID-19 pandemic, AddLife has supplied large volumes of products to the healthcare sector. Sales since the first quarter of 2020 have varied based on the spread of infection and restrictions in the society.

The volume of COVID-19 specific tests has now decreased to the point where separate reporting is no longer relevant going forward.

¹Correction of accrual between Q1 and Q2 2022

EBITA 6 MONTHS



Net financial items amounted to SEK -118 m (-93) and profit after financial items amounted to SEK 276 m (383). The net financial items is due to interest costs related to the acquisitions as well as exchange rate changes. Interest expenses amounted to SEK 128 m (43) and exchange rate gains to SEK 9 m (-52). Exchange rate changes are related to recalculation of loans and contingent considerations in foreign currencies. Profit after tax decreased with 32 percent amounting to SEK 207 m (301) and the effective tax rate was 25 percent (21).

The war in Ukraine has not had a significant economic impact on the financial reports, but it can not be ruled out that this will happen in the future. We follow market developments closely, where we notice rising inflation, higher raw material, component costs, shipping costs and energy costs and greater uncertainty about interest rate developments.

Financial position and cash flow

At the end of the interim period, the equity ratio stood at 38 percent (38). Equity per share totalled SEK 43.42 (40.76) and the return on equity at the end of the interim period was 8 percent (10). Return on working capital, P/WC (EBITA in relation to working capital) amounted to 53 percent (61). The lower yield is partly due to a slightly lower result and relatively higher working capital.

The group's interest-bearing net debt at the end of the interim period totalled SEK 5,817 m (5,410), including pension liabilities of SEK 60 m (60), leasing liabilities of SEK 377 m (351) and contingent considerations corresponding to SEK 164 m (266). Outstanding bank loans at the end of the interim period amounted to SEK 5,363 m (4,968), whereof short-term bank loans amounted to SEK 2,696 m (2,432). The group has a good margin in the covenants applicable under the banking agreements, which stipulate an interest coverage ratio of at least 4.0 times and an equity ratio exceeding 25 percent.

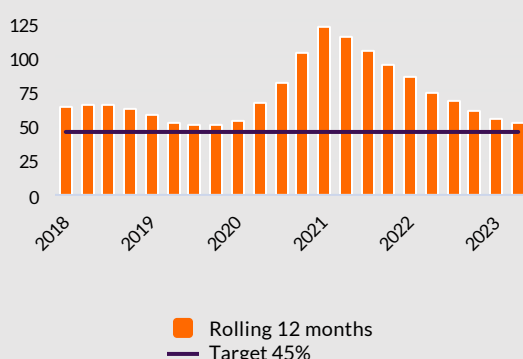
The net debt/equity ratio totalled 1.1 compared to 1.1 at the beginning of the interim period. The intention is to reduce indebtedness through self-generated cash flow.

Cash and cash equivalents, consisting of cash and bank balances, together with approved but non-utilised credit facilities, totalled SEK 595 m (890) on June 30, 2023.

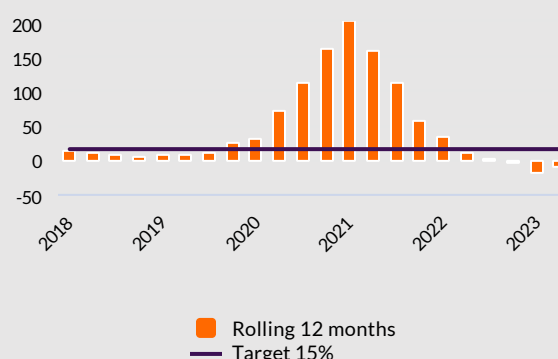
Cash flow from operating activities reached SEK 187 m (538) during the quarter. The change is mainly due to increased capital tie-up in stock and accounts receivables, above all driven by increased net sales and broadening of the product portfolio which temporarily increased the inventory. Paid out contingent consideration related to acquisitions of companies in previous years amounted to SEK 16 m (796). Net investments in non-current assets during the interim period amounted to SEK 131 m (128) and is mainly attributable to investments in instruments for rental to customers. Repurchase of treasury shares amounted to SEK 0 m (49). Exercised, issued and repurchased call options amounted to SEK -17 m (5). A dividend of SEK 146 m (243) has been paid to the parent company's shareholders.

Long term financial goals

PROFITABILITY P/WC (%)



PROFIT GROWTH (%)



Acquisitions

Acquisitions completed from the 2022 financial year are distributed among the group's business areas as follows:

Acquisitions	Time	Net Sales, SEKm*	Number of employees*	Business area
MBA Incorporado S.L, Spain	January, 2022	670	285	Medtech
Business from Telia Health Monitoring, Sweden	March, 2022	4	8	Medtech
O'Flynn Medical Ltd, Ireland	April, 2022	64	36	Medtech
BioCat GmbH, Germany	April, 2022	90	20	Labtech
JK Lab Nordic AB, Sweden	July, 2022	24	6	Labtech
		852	355	

* Refers to conditions at the time of acquisition on a full-year basis.

Revaluation of liabilities for contingent considerations regarding previous acquisitions has resulted in income of SEK 83m of which 82m relates to the acquisition of AddVision. During the interim period, this has been reversed and reported in other operating income. Contingent considerations amounted to 16m have been paid during the interim period regarding Ropox, which was acquired in 2020.

Employees

At the end of the interim period, the number of employees was 2,296, compared to 2,219 at the beginning of the financial year. The average number of employees for the last 12-month period was 2,242 (1,943).