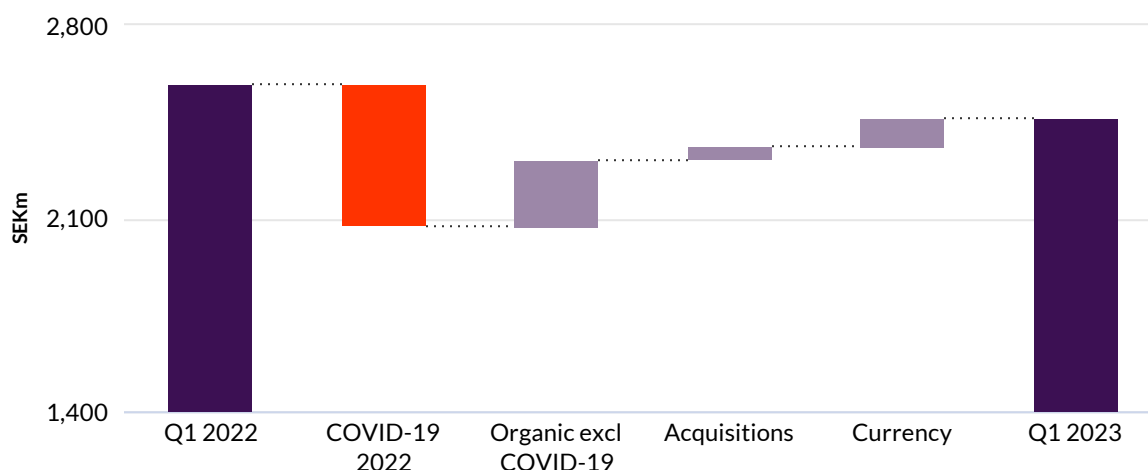


Group development in the quarter

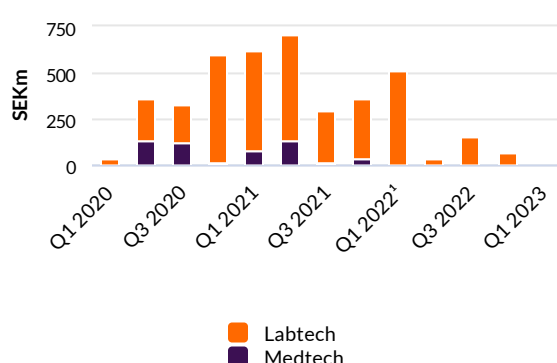
Net sales in the quarter decreased by 5 percent to SEK 2,457m (2,579). The acquired growth totalled 2 percent and organic growth, excluding COVID-19 amounted to 12 percent. Net sales related to COVID-19 has now ceased and is reported as SEK 0m (510). Exchange rate changes had a positive impact of 4 percent on net sales in the quarter, corresponding to SEK 101m.

NET SALES 3 MONTHS



EBITA decreased by 16 percent to SEK 366m (435) and EBITA-margin amounted to 14.9 percent (16.9). Reversal of previously allowance for contingent consideration has had a positive impact on the operating profit of SEK 83m. Exchange rate changes had a positive effect on EBITA, corresponding to SEK 13m.

COVID-19 RELATED SALES

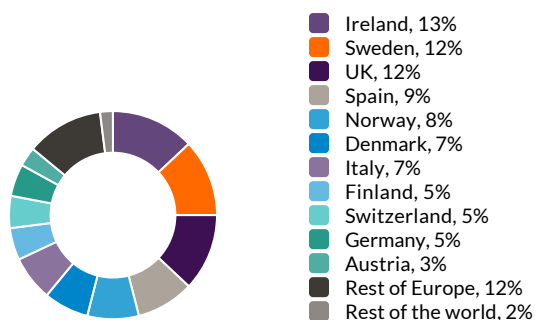


Throughout the COVID-19 pandemic, AddLife has supplied large volumes of products to the healthcare sector. Sales since the first quarter of 2020 have varied based on the spread of infection and restrictions in the society. The volume of covid-19 specific tests has now decreased to the point where separate reporting is no longer relevant going forward.

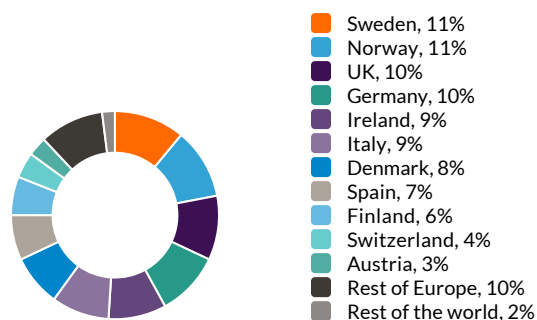
¹Correction of accrual between Q1 and Q2 2022

Net financial items amounted to SEK -52m (-49) and profit after financial items amounted to SEK 206m (289). Net financial items include interest costs related to financing of previous acquisitions and exchange rate fluctuations. Interest expenses amounted to SEK 55m (21) and exchange rate gains to SEK 6m (-28). Exchange rate changes are related to recalculation of loans and contingent considerations in foreign currencies. Profit after tax for the quarter decreased by 23 percent to SEK 174m (225) and the effective tax rate was 16 percent (22). The large difference in effective tax is due to the reversal of the contingent consideration made in the quarter.

NET SALES PER MARKET 2023



NET SALES PER MARKET 2022



The war in Ukraine has not had a significant economic impact on the financial reports, but it can not be ruled out that this will happen in the future. We follow market developments closely, where we notice rising inflation, higher raw material, shipping costs and energy costs and greater uncertainty about interest rate developments.

Financial position and cash flow

At the end of the quarter, the equity ratio stood at 39 percent (38). Equity per share totalled SEK 42,40 (40.76) and the return on equity at the end of the quarter was 9 percent (10). Return on working capital, P/WC (EBITA in relation to working capital) amounted to 55 percent (61). The slight decrease is partly due to a slightly lower result and relatively higher working capital.

The group's interest-bearing net debt at the end of the quarter totalled SEK 5,402m (5,410), including pension liabilities of SEK 60m (60), leasing liabilities of SEK 359m (351) and contingent considerations corresponding to SEK 156m (266). Outstanding bank loans at the end of the quarter amounted to SEK 5,029m (4,968), whereof short-term bank loans amounted to SEK 2,469m (2,432). The group has a good margin in the covenants applicable under the banking agreements, which stipulate an interest coverage ratio of at least 4.0 times and an equity ratio exceeding 25 percent.

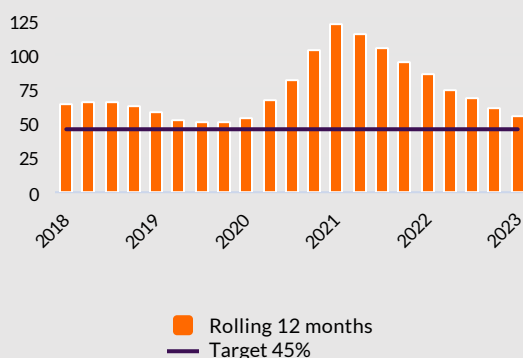
The net debt/equity ratio totalled 1,0 compared to 1.1 at the beginning of the interim period. The intention is to reduce indebtedness through self-generated cash flow.

Cash and cash equivalents, consisting of cash and bank balances, together with approved but non-utilised credit facilities, totalled SEK 833m (890) on March 31, 2023.

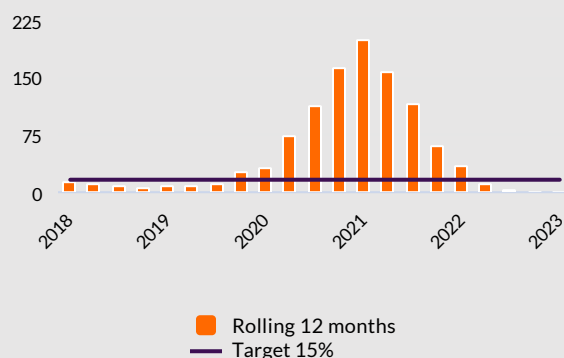
Cash flow from operating activities reached SEK 105m (332) during the quarter. The change is mainly due to a lower profit after financial items. Paid out contingent consideration related to acquisitions of companies in previous years amounted to SEK 16m (501). Net investments in non-current assets during the quarter amounted to SEK 65m (57) and is mainly attributable to investments in instruments for rental to customers. Repurchase of treasury shares amounted to SEK 0m (49). Exercised, issued and repurchased call options amounted to SEK -17m (0).

Long term financial goals

PROFITABILITY P/WC (%)



PROFIT GROWTH (%)



Acquisitions

Acquisitions completed from the 2022 financial year are distributed among the group's business areas as follows:

Acquisitions	Time	Net Sales, SEKm*	Number of employees*	Business area
MBA Incorporado S.L, Spain	January, 2022	670	285	Medtech
Business from Telia Health Monitoring, Sweden	March, 2022	4	8	Medtech
O'Flynn Medical Ltd, Ireland	April, 2022	64	36	Medtech
BioCat GmbH, Germany	April, 2022	90	20	Labtech
JK Lab Nordic AB, Sweden	July, 2022	24	6	Labtech
		852	355	

* Refers to conditions at the time of acquisition on a full-year basis.

Revaluation of liabilities for contingent considerations regarding previous acquisitions has resulted in income of SEK 83m of which 82m relates to the acquisition of AddVision. During the interim period, this has been reversed and reported in other operating income. Contingent considerations amounted to 16m have been paid during the interim period regarding Ropox, which was acquired in 2020.

Employees

At the end of the quarter, the number of employees was 2,277, compared to 2,219 at the beginning of the financial year. The average number of employees for the last 12-month period was 2,214 (2,157).